



# ELLINGTON

PROPERTIES

## Project Availability

16-02-2026

*Created by: Raya Jilda*



## BELGRAVIA GARDENS

Unit	Bedrooms	Internal Area (Sq Ft)	External Area (Sq. Ft.)	Total Area (Sq. Ft.)	Unit Price
<a href="#">AG04</a>	2	1342.90	252.20	1595.10	2,712,828
<a href="#">BG23</a>	2	1340.11	259.84	1599.95	2,722,828
<a href="#">CG23</a>	2	1339.78	259.09	1598.87	2,721,828
<a href="#">CG02</a>	3	1624.16	92.35	1716.52	2,819,828



### Project

Belgravia Gardens



### Location

Dubai Land  
[Click here](#)



### Project Assets

[Click Here](#)



### Payment Plan

70/30

# COSTA MARE

Tower	Unit	Bedrooms	Internal Area (Sq Ft)	External Area (Sq. Ft.)	Total Area (Sq. Ft.)	Unit Price
Tower I	<a href="#">I612</a>	1	670.91	73.52	744.43	2,775,828
Tower I	<a href="#">I210</a>	1	696.32	144.56	840.88	2,973,828
Tower I	<a href="#">I106</a>	2	1127.20	155.32	1282.52	4,665,828
Tower I	<a href="#">IG04</a>	2	1110.08	314.41	1424.49	5,156,828
Tower I	<a href="#">IG05</a>	2	1127.20	403.43	1530.63	5,540,828
Tower II	<a href="#">II108</a>	2	959.82	135.95	1095.77	3,590,828
Tower II	<a href="#">II106</a>	2	959.82	137.89	1097.71	3,595,828
Tower II	<a href="#">II107</a>	2	959.82	137.89	1097.71	3,595,828
Tower II	<a href="#">II506</a>	2	959.82	137.89	1097.71	3,669,828
Tower II	<a href="#">II409</a>	2	1127.73	146.17	1273.90	4,238,828
Tower II	<a href="#">II509</a>	2	1127.73	146.17	1273.90	4,258,828
Tower III	<a href="#">III G01</a>	2	959.82	301.28	1261.10	4,251,828
Tower III	<a href="#">III G02</a>	2	959.82	363.07	1322.89	4,459,828
Tower IV	<a href="#">IV 106</a>	2	1110.19	124.97	1235.16	4,264,828
Tower IV	<a href="#">IV G02</a>	2	942.38	311.94	1254.32	4,308,828
Tower IV	<a href="#">IV G01</a>	2	942.38	347.24	1289.62	4,428,828
Tower IV	<a href="#">IV 103</a>	2	1127.63	154.68	1282.31	4,580,828
Tower IV	<a href="#">IV G04</a>	2	1127.63	314.09	1441.72	5,123,828



**Project**  
Costa Mare



**Location**  
[Click here](#)



**Project Assets**  
[Click Here](#)



**Payment Plan**  
70/30

# ELTIERA

## VIEWS

Tower	Unit	Bedrooms	Internal Area (Sq Ft)	External Area (Sq. Ft.)	Total Area (Sq. Ft.)	Unit Price
Tower I	<a href="#">I-312</a>	1	745.19	72.33	817.52	2,123,828
Tower I	<a href="#">I-1012</a>	1	745.19	72.33	817.52	2,181,828
Tower I	<a href="#">I-1712</a>	1	745.19	72.33	817.52	2,240,828
Tower I	<a href="#">I-311</a>	2	1126.23	95.26	1221.49	3,081,828
Tower I	<a href="#">I-101</a>	2	1188.98	95.37	1284.35	3,408,828
Tower I	<a href="#">I-301</a>	2	1188.98	85.37	1284.35	3,435,828
Tower I	<a href="#">I-105</a>	3	1498.87	173.08	1671.95	4,352,828
Tower II	<a href="#">II-412</a>	1	745.19	72.33	817.52	2,131,828
Tower II	<a href="#">II-208</a>	1	724.20	109.79	833.99	2,158,828
Tower II	<a href="#">II-607</a>	1	711.60	111.73	823.33	2,164,828
Tower II	<a href="#">II-611</a>	2	1126.23	95.26	1221.49	3,025,828
Tower II	<a href="#">II-306</a>	2	1109.54	149.94	1259.48	3,081,828
Tower II	<a href="#">II-1611</a>	2	1126.23	95.26	1221.49	3,149,828
Tower II	<a href="#">II-1911</a>	2	1126.23	95.26	1221.49	3,185,828
Tower II	<a href="#">II-101</a>	2	1188.98	95.37	1284.35	3,213,828
Tower II	<a href="#">II-1406</a>	2	1109.54	149.94	1259.48	3,221,828
Tower II	<a href="#">II-205</a>	3	1498.87	173.08	1671.95	4,115,828
Tower II	<a href="#">II-405</a>	3	1498.87	173.08	1671.95	4,403,828



**Project**  
Eltiera Heights



**Location**  
Jumeirah Islands  
[Click here](#)



**Project Assets**  
[Click Here](#)



**Payment Plan**  
70/30



# MERÇER HOUSE

Unit	Bedrooms	Internal Area (Sq Ft)	External Area (Sq. Ft.)	Total Area (Sq. Ft.)	Unit Price
<a href="#">N-1305</a>	1	860.14	96.99	957.13	2,796,828
<a href="#">N-1706</a>	2	1220.41	260.60	1481.01	4,332,828
<a href="#">N-404</a>	2	1331.50	260.48	1591.98	4,396,828
<a href="#">N-3006</a>	2	1215.78	273.95	1489.73	4,702,828
<a href="#">N-3001</a>	2	1280.04	142.63	1422.67	4,744,828
<a href="#">N-3008</a>	3	1730.62	403.97	2134.59	6,775,828
<a href="#">N-311</a>	3	2056.98	513.55	2570.53	6,892,828
<a href="#">S-3001</a>	3	1740.63	394.39	2135.02	6,644,828
<a href="#">S-1311</a>	3	2056.23	533.35	2589.58	7,554,828



**Project**  
Mercer House



**Location**  
Uptown  
[Click here](#)



**Project Assets**  
[Click Here](#)



**Payment Plan**  
70/30

# OCEAN HOUSE

Unit	Bedrooms	Internal Area (Sq Ft)	External Area (Sq. Ft.)	Total Area (Sq. Ft.)	Unit Price
<a href="#">G05</a>	2	2769.66	1442.90	4212.56	22,580,828
<a href="#">G07</a>	4	4390.49	4,326.33	8716.82	49,284,828
<a href="#">G01</a>	4	4234.84	5,711.65	9946.49	56,275,828



**Project**  
Ocean House



**Location**  
The Palm  
[Click here](#)



**Project Assets**  
[Click Here](#)



**Payment Plan**  
60/40

# ONE RIVER POINT

Unit	Bedrooms	Internal Area (Sq Ft)	External Area (Sq. Ft.)	Total Area (Sq. Ft.)	Unit Price
<a href="#">2505</a>	1	930.43	129.82	1060.25	3,314,828
<a href="#">707</a>	1	1092.43	107.10	1199.53	3,411,828
<a href="#">3105</a>	1	930.43	129.82	1060.25	3,414,828
<a href="#">2506</a>	2	1314.38	147.25	1461.63	4,107,828
<a href="#">3209</a>	2	1678.20	107.10	1785.30	5,402,828
<a href="#">103</a>	4	3246.50	2329.74	5576.24	16,472,828



**Project**  
One River Point



**Location**  
Business Bay  
[Click here](#)



**Project Assets**  
[Click Here](#)



**Payment Plan**  
70/30



# PLAYA DEL SOL

Unit	Bedrooms	Internal Area (Sq Ft)	External Area (Sq. Ft.)	Total Area (Sq. Ft.)	Unit Price
<a href="#">242</a>	2	1143.88	237.88	1381.76	3,797,828
<a href="#">1304</a>	2	1095.77	168.13	1263.90	3,807,828
<a href="#">1303</a>	2	1102.22	168.14	1270.36	3,827,828
<a href="#">942</a>	3	1549.57	356.93	1906.50	5,573,828
<a href="#">241</a>	3	1549.57	714.08	2263.65	5,767,828




**Project**  
Playa Del Sol



**Location**  
Ras Al Khaimah  
[Click here](#)



**Project Assets**  
[Click Here](#)



**Interactive Page**  
[Click Here](#)



**Payment Plan**  
60/40

Tower	Unit	Bedrooms	Internal Area (Sq. Ft.)	External Area (Sq. Ft.)	Total Area (Sq. Ft.)	Unit Price
Tower I	<a href="#">I-211</a>	1	698.69	113.13	811.82	2,437,828
Tower I	<a href="#">I-102</a>	2	1087.59	121.63	1209.22	3,429,828
Tower I	<a href="#">I-602</a>	2	1087.59	133.80	1221.39	3,525,828
Tower II	<a href="#">II-201</a>	1	711.06	82.24	793.30	2,464,828
Tower II	<a href="#">II-110</a>	1	698.69	113.24	811.93	2,514,828
Tower II	<a href="#">II-1605</a>	1	698.69	100.97	799.66	2,599,828
Tower II	<a href="#">II-802</a>	2	1087.59	194.72	1282.31	3,728,828
Tower II	<a href="#">II-108</a>	2	1217.94	303.43	1521.37	4,072,828
Tower III	<a href="#">III-311</a>	1	698.69	113.24	811.93	2,445,828
Tower III	<a href="#">III-401</a>	1	711.06	80.62	791.68	2,475,828
Tower III	<a href="#">III-105</a>	1	697.61	198.27	895.88	2,591,828
Tower III	<a href="#">III-402</a>	2	1087.59	108.82	1196.41	3,430,828
Tower III	<a href="#">III-103</a>	2	1084.57	263.50	1348.07	3,617,828
Tower III	<a href="#">III-107</a>	2	1220.52	312.69	1533.21	4,093,828
Tower III	<a href="#">III-508</a>	2	1177.36	341.32	1518.68	4,521,828




**Project**  
The Portside




**Location**  
Port Rashid  
[Click here](#)



**Project Assets**  
[Click Here](#)



**Payment Plan**  
70/30



# RIVERTON HOUSE

Unit	Bedrooms	Internal Area (Sq Ft)	External Area (Sq. Ft.)	Total Area (Sq. Ft.)	Unit Price
<a href="#">707</a>	1	707.51	81.91	789.42	2,196,828
<a href="#">907</a>	1	707.73	81.91	789.64	2,213,828
<a href="#">708</a>	1	705.14	81.91	787.05	2,229,828
<a href="#">1307</a>	1	709.34	81.91	791.25	2,249,828
<a href="#">1406</a>	1	709.23	81.91	791.14	2,257,828
<a href="#">1906</a>	1	702.99	80.84	783.83	2,314,828
<a href="#">1505</a>	2	1114.39	98.71	1213.10	3,412,828
<a href="#">1405</a>	2	1114.06	119.48	1233.54	3,457,828
<a href="#">2304</a>	2	1113.53	92.68	1206.21	3,489,828
<a href="#">1904</a>	2	1115.03	120.99	1236.02	3,526,828
<a href="#">1404</a>	2	1254.00	108.18	1362.18	3,818,828
<a href="#">909</a>	2	1218.47	110.98	1329.45	3,859,828
<a href="#">1704</a>	2	1257.44	110.22	1367.66	3,874,828
<a href="#">1903</a>	2	1253.89	109.58	1363.47	3,889,828
<a href="#">2203</a>	2	1251.63	151.13	1402.76	4,044,828



**Project**

Riverton House




**Location**

Meydan Horizon  
[Click here](#)



**Project Assets**

[Click Here](#)



**Payment Plan**

70/30



# SOTO GRANDE

Tower	Unit	Bedrooms	Internal Area (Sq Ft)	External Area (Sq. Ft.)	Total Area (Sq. Ft.)	Unit Price
Tower I	<a href="#">I-404</a>	1	679.96	80.30	760.26	1,791,828
Tower I	<a href="#">I-409</a>	2	1126.98	175.02	1302.00	2,908,828
Tower II	<a href="#">II-204</a>	1	667.25	141.55	808.80	1,797,828
Tower II	<a href="#">II-509</a>	2	962.51	148.54	1111.05	2,493,828
Tower II	<a href="#">II-1704</a>	3	1500.60	244.13	1744.73	4,084,828



**Project**  
Soto Grande



**Location**  
Al Hamra Village  
[Click here](#)



**Project Assets**  
[Click Here](#)



**Payment Plan**  
70/30



# THE HILLGATE

Tower	Unit	Bedrooms	Internal Area (Sq Ft)	External Area (Sq. Ft.)	Total Area (Sq. Ft.)	Unit Price
A	<a href="#">105</a>	2	1053.14	143.38	1196.52	1,939,828
A	<a href="#">106</a>	2	1053.14	143.38	1196.52	1,939,828
A	<a href="#">307</a>	2	1053.14	143.38	1196.52	1,951,828
A	<a href="#">508</a>	2	1053.14	143.38	1196.52	1,964,828
A	<a href="#">1006</a>	2	1053.14	143.38	1196.52	1,995,828
A	<a href="#">107</a>	2	1041.84	204.41	1246.25	2,019,828
A	<a href="#">209</a>	2	1041.84	204.41	1246.25	2,025,828
A	<a href="#">409</a>	2	1041.84	204.41	1246.25	2,039,828
A	<a href="#">509</a>	2	1041.84	204.41	1246.25	2,045,828
A	<a href="#">1207</a>	2	1041.84	204.41	1246.25	2,091,828
A	<a href="#">1507</a>	3	1526.97	1539.35	3066.32	4,338,828



Project  
The Hillgate



Location  
Dubai Silicon Oasis  
[Click here](#)



Project Assets  
[Click Here](#)



Payment Plan  
70/30



# THE QUAYSIDE

Unit	Bedrooms	Internal Area (Sq Ft)	External Area (Sq. Ft.)	Total Area (Sq. Ft.)	Unit Price
<a href="#">806</a>	2	1278.86	141.98	1420.84	3,745,828
<a href="#">906</a>	2	1278.86	141.98	1420.84	3,771,828
<a href="#">1306</a>	2	1278.86	141.98	1420.84	3,909,828



**Project**  
The Quayside



**Location**  
Business Bay

[Click here](#)



**Project Assets**

[Click Here](#)



**Payment Plan**

70/30